

Absolute order

Juniors

Pl.	Lifter / BY / BW / Lot	Nation	Total	R+F/MC	PC	D
1.	NAGAJDOVÁ Miroslava / 1992 / 58,4 / 98	Slovakia	57,5	108,96		T3
2.	KURILOVÁ Patrícia / 1993 / 53,3 / 105	Slovakia	50,0	104,21		T3
3.	KAVUĽOVÁ Mária / 1990 / 59,1 / 48	Slovakia	55,0	101,09		J
4.	GAČNIK Tina / 1989 / 66,3 / 93	Slovenia	50,0	83,00		J
5.	BUZINKAYOVÁ Erika / 1994 / 48,7 / 5	Slovakia	32,5	79,43		T2

Women

Pl.	Lifter / BY / BW / Lot	Nation	Total	R+F/MC	PC	D
1.	JANJIC Nataša / 1980 / 54,7 / 103	Serbia	85,0	166,01		O
2.	KARRILA Anna Greta / 1988 / 92,0 / 28	Finland	112,5	158,40		O
3.	SCHOPF Dóra / 1974 / 49,9 / 113	Hungary	70,0	153,16		O
4.	NAMEŠPETROVÁ Martina / 1984 / 59,8 / 94	Slovakia	85,0	152,07		O
5.	MILÁ Terézia / 1975 / 58,4 / 39	Slovakia	80,0	145,76		O
6.	KAISER Szilvia / 1982 / 51,4 / 26	Hungary	45,0	94,73		O

Women Masters

Pl.	Lifter / BY / BW / Lot	Nation	Total	R+F/MC	PC	D
1.	ROHRMANN Katalin / 1953 / 74,7 / 6	Hungary	85,0	177,40		M4
2.	ORENIČOVÁ Eva / 1951 / 52,0 / 135	Slovakia	55,0	161,23		M5

Juniors

Pl.	Lifter / BY / BW / Lot	Nation	Total	R+F/MC	PC	D
1.	OLÁH Ákos / 1989 / 89,3 / 22	Hungary	213,0	207,04	MVT	J
2.	KONRÁD Krisztián / 1990 / 99,9 / 65	Hungary	212,5	198,33	VT1	J
3.	KOVÁČ Gabriel / 1995 / 65,6 / 91	Slovakia	140,0	192,48	VT1	T2
4.	SZABO Robert / 1989 / 69,9 / 122	Hungary	160,0	191,04	VT2	J
5.	MÉSZÁROS Dávid / 1993 / 97,3 / 112	Hungary	192,5	185,39	VT1	T3
6.	MÁK Zsolt / 1992 / 87,5 / 53	Hungary	180,0	184,77	VT1	T3
7.	KURUCSAI Gyorgy Gábor / 1989 / 112,3 / 131	Hungary	195,0	172,92	VT2	J
8.	HERÁK Marek / 1995 / 51,4 / 125	Slovakia	82,5	172,56	VT3	T2
9.	VAKARCS Viktor Gergó / 1995 / 82,0 / 47	Hungary	145,0	169,42	VT2	T2
10.	HLUZIN Marián / 1994 / 66,5 / 16	Slovakia	125,0	166,55	VT3	T3
11.	CSEREP Krisztian / 1990 / 95,7 / 100	Hungary	175,0	164,91	VT2	J
12.	KRÍŽ Tomáš / 1992 / 88,1 / 119	Slovakia	160,0	163,24	VT2	T3
13.	BUDZÁK Jan / 1990 / 73,5 / 136	Slovakia	140,0	161,05	VT3	J
14.	GOLASKO Viktors / 1992 / 86,7 / 40	Latvia	150,0	154,75	VT3	T3
15.	SUPÁK Peter / 1992 / 110,7 / 17	Slovakia	170,0	154,61	VT3	J
16.	ŠRETR Vít / 1989 / 125,3 / 35	Czech Republic	180,0	154,26	VT3	J
17.	KISS Dávid / 1994 / 81,6 / 86	Hungary	132,5	145,51	VT3	T3
18.	VUK Gregor / 1990 / 67,5 / 101	Slovenia	112,5	141,95	VT3	J

19.	RADONJIC Stefan / 1991 / 92,6 / 60	 Serbia	140,0	135,66		J
20.	LEHOCKÝ Peter / 1995 / 59,7 / 62	 Slovakia	87,5	135,32		T2
21.	LÍŠKA Michal / 1993 / 100,2 / 4	 Slovakia	140,0	133,08		T3
22.	PYSARENKO Serhiy / 1996 / 110,0 / 61	 Ukraine	132,5	132,51		T2
23.	ČUPKA Lukáš / 1995 / 73,5 / 59	 Slovakia	107,5	132,24		T2
24.	VIGH Julian / 1997 / 59,1 / 45	 Switzerland	77,0	131,84		T1
25.	VADKERTI Marek / 1995 / 59,5 / 72	 Slovakia	82,5	128,48		T2
26.	KEKELÁK Adam / 1994 / 99,9 / 68	 Slovakia	125,0	123,53		T2
-.	MANASIC Stefan / 1993 / 105,7 / 2	 Serbia	0,0	0,00		T3


























Men

Pl.	Lifter / BY / BW / Lot	Nation	Total	R+F/MC	PC	D
1.	MÉSZÁROS László / 1968 / 131,1 / 44	 Hungary	303,0	264,76	Elite	M1
2.	SAVIČ Rade / 1984 / 145,8 / 82	 Serbia	275,0	229,63	MVT	O
3.	MURNIEKS Andrejs / 1980 / 141,5 / 73	 Latvia	270,0	226,53	VT1	O
4.	BEREK Gábor / 1987 / 95,5 / 107	 Hungary	227,5	212,49	MVT	O
5.	ZAYTSEV Sergey / 1977 / 98,3 / 9	 Russia	230,0	212,06	MVT	O
6.	JEVGENIJS Artemjevs / 1988 / 107,7 / 41	 Latvia	235,0	209,15	MVT	O
7.	FLIMEL Vladimír / 1976 / 98,5 / 89	 Slovakia	222,5	204,92	MVT	O
8.	ORSI János / 1977 / 89,0 / 85	 Hungary	207,5	202,52	MVT	O
9.	STRANSZKI Norbert / 1986 / 117,2 / 27	 Hungary	232,5	201,81	MVT	O
10.	LETLANS Vjačeslavs / 1987 / 79,5 / 58	 Latvia	190,0	201,40	VT1	O
11.	RANKYN Bejerano Freyded / 1975 / 167,5 / 71	 Spain	240,0	196,80	VT2	O
12.	ČINČURA Imrich / 1956 / 98,4 / 70	 Slovakia	167,5	192,83	VT3	M4
13.	DRZEWIECKI Tomasz / 1973 / 130,9 / 109	 Ireland	220,0	187,00	VT2	O
14.	KOŽÁR Marek / 1984 / 81,0 / 80	 Slovakia	170,0	177,48	VT2	O
15.	SVANCZÁR Róbert / 1985 / 94,2 / 57	 Slovakia	187,5	176,44	VT2	O
16.	GAZDÍK Tomáš / 1983 / 68,8 / 3	 Slovakia	145,0	176,18	VT3	O
17.	SUSZTAY Erik / 1972 / 124,4 / 129	 Slovakia	205,0	175,89	VT2	M1
18.	CAVANNA David / 1975 / 81,4 / 108	 France	167,5	174,03	VT2	O
19.	TOMKO Slavomír / 1988 / 85,4 / 8	 Slovakia	172,5	172,85	VT2	O
20.	VÁCZI Norbert / 1990 / 100,0 / 7	 Hungary	185,0	172,66	VT2	J
21.	BOGATKOV Andrei / 1975 / 81,0 / 33	 Russia	165,0	172,26	VT2	O
22.	FAZEKAS János / 1987 / 89,0 / 66	 Hungary	175,0	170,80	VT2	O
23.	ŽIVKOVIC Miloš / 1987 / 59,4 / 100	 Serbia	118,0	170,16	VT3	O
24.	ŠIRKA Andrej / 1976 / 82,5 / 50	 Serbia	165,0	169,79	VT2	O
25.	ZUBKO Mykhailo / 1987 / 80,9 / 128	 Ukraine	162,5	169,65	VT2	O
26.	RESLINGER Jerone Hubert Pierre / 1981 / 133,7 / 56	 France	200,0	169,40	VT3	O
27.	HACKBART Steffen / 1984 / 74,3 / 36	 Germany	150,0	169,20	VT2	O
28.	SALLAI Lajos / 1988 / 107,7 / 14	 Hungary	190,0	169,10	VT2	O
29.	LUKÁCS Sándor / 1985 / 95,9 / 69	 Hungary	180,0	167,76	VT2	O
30.	DALUŠ Boris / 1984 / 81,5 / 64	 Serbia	160,0	166,24	VT2	O
31.	ŠTEFAN Rémiás / 1982 / 104,8 / 24	 Slovakia	185,0	166,13	VT2	O
32.	KARCSÁK Attila / 1981 / 105,9 / 43	 Hungary	185,0	165,58	VT2	O
33.	DORDEVIC Milos / 1978 / 70,8 / 32	 Serbia	140,0	164,92	VT3	O
34.	ZDRAŽIL David / 1978 / 123,5 / 90	 Czech Republic	190,0	163,40	VT2	O
35.	GREGORČIČ Erni / 1976 / 73,9 / 18	 Slovenia	140,0	158,48	VT3	O























36.	MILÝ Marián / 1973 / 102,9 / 31	 Slovakia	175,0	158,20	VT3	O
37.	VAJDA Zsolt / 1978 / 98,4 / 52	 Slovakia	170,0	156,57	VT3	O
38.	KAISER Krisztián / 1977 / 67,2 / 121	 Hungary	125,0	155,25	VT3	O
39.	BALAŽIK Pavel / 1979 / 53,2 / 111	 Slovakia	87,5	152,51		O
40.	HALAJ Peter / 1980 / 74,7 / 77	 Slovakia	132,5	148,40	VT3	O
41.	SURZEN Peter / 1979 / 72,5 / 55	 Slovakia	125,0	144,38		O
42.	HUDEC Juraj / 1977 / 82,4 / 130	 Slovakia	140,0	144,06	VT3	O
43.	IVANYUKOV Oleg / 1980 / 59,9 / 49	 Israel	100,0	142,30		O
-.	NAMEŠPETRA Marek / 1978 / 97,9 / 126	 Slovakia	0,0	0,00		O
-.	SZABÓ Ozor / 1972 / 160,0 / 37	 Hungary	0,0	0,00		M1

Men Masters

Pl.	Lifter / BY / BW / Lot	Nation	Total	R+F/MC	PC	D
1.	KASZA László Géza / 1941 / 104,0 / 114	 Hungary	155,0	243,00	Elite	M7
2.	PONOMAREV Vitaly / 1957 / 96,3 / 65	 Russia	200,0	232,75	Elite	M4
3.	BÉRES Sándor / 1967 / 132,5 / 92	 Hungary	260,0	230,18	MVT	M1
4.	HEALY Bill / 1950 / 79,1 / 66	 Ireland	145,0	221,95	MVT	M5
5.	HAJDÚ Mihály László / 1950 / 109,2 / 20	 Hungary	175,0	218,87	Elite	M5
6.	FRAGASSI Jean-Pierre / 1937 / 55,6 / 30	 France	70,0	213,47	MVT	M8
7.	OROSZ Ján / 1964 / 133,5 / 115	 Slovakia	225,0	212,30	VT1	M2
8.	JOBBÁGY István László / 1947 / 80,3 / 46	 Hungary	130,0	208,86	MVT	M6
9.	DR. Jerémiás Attila Lajos / 1943 / 95,7 / 58	 Hungary	132,5	205,71	VT1	M6
10.	GYURICSKA Istvan / 1967 / 81,6 / 97	 Hungary	185,0	203,16	MVT	M2
11.	VOLGYÁK Jozef / 1951 / 88,2 / 67	 Slovakia	150,0	203,07	MVT	M5
12.	FERAUD Guythem / 1945 / 72,9 / 95	 France	110,0	201,49	VT1	M6
13.	SZABLUK Franciszek / 1956 / 88,8 / 120	 Poland	160,0	198,79	MVT	M4
14.	LUCAS Christian / 1956 / 118,6 / 24	 France	180,0	198,44	MVT	M4
15.	SCHOULA Kurt Artur / 1952 / 95,0 / 75	 Germany	155,0	196,07	VT1	M4
16.	RUBIN Grigori / 1936 / 73,1 / 61	 Israel	87,5	194,02	VT1	M8
17.	QUEIRUGA Ernesto / 1970 / 116,7 / 139	 Argentina	220,0	193,86	VT1	M1
18.	FARGESLICH Shmuel / 1946 / 65,0 / 12	 Israel	96,0	193,81	VT1	M6
19.	DALLOS Ottó / 1952 / 101,2 / 34	 Hungary	155,0	190,42	VT1	M4
20.	BERGHOFF Dieter / 1960 / 122,5 / 10	 Germany	185,0	189,07	VT1	M3
21.	RUZIN Ernst / 1937 / 63,8 / 23	 Israel	75,0	187,67	VT1	M8
22.	VIGH Andreas / 1944 / 66,1 / 110	 Switzerland	91,0	187,34	VT2	M6
23.	HAUSER Janusz / 1948 / 91,1 / 13	 Poland	130,0	187,32	VT2	M5
24.	LUCIANO Sebastian / 1961 / 107,1 / 138	 United States of America	180,0	184,64	VT1	M3
25.	PAPIR Alexander / 1945 / 75,0 / 86	 Israel	102,5	182,84	VT2	M6
26.	SCHUH Hans / 1968 / 140,2 / 42	 Germany	205,0	179,78	VT3	M1
27.	JANKÓ Endre / 1971 / 109,2 / 102	 Hungary	200,0	177,40	VT1	M1
28.	HAAVISTO Billy / 1965 / 119,8 / 104	 Finland	186,0	176,13	VT1	M2
29.	LEHOCKÝ Peter / 1972 / 75,0 / 78	 Slovakia	157,5	175,93	VT2	M1
30.	DALY Ronald / 1966 / 87,2 / 66	 United States of America	165,0	175,74	VT1	M2
31.	VEREBI István / 1951 / 74,3 / 25	 Hungary	110,0	174,33	VT2	M5
32.	ESSER František / 1946 / 97,1 / 54	 Czech Republic	120,0	173,90	VT1	M6
33.	TRUKHNIN Sergei / 1965 / 75,0 / 118	 Russia	140,0	171,39	VT2	M2
34.	POLIS Daincs / 1959 / 117,5 / 111	 Latvia	165,0	170,00	VT2	M3

35.	BEN Shachar Alon / 1964 / 82,0 / 29	 Israel	147,5	169,90	VT2	M2
36.	PIRES Daniel / 1971 / 87,9 / 127	 France	170,0	167,11	VT2	M1
37.	POLONI Andrej / 1953 / 101,3 / 99	 Slovakia	137,5	165,42	VT2	M4
38.	MACHYTKA Otakar / 1944 / 111,1 / 84	 Czech Republic	115,0	165,14	VT2	M6
39.	BUGYI László / 1964 / 97,1 / 134	 Hungary	160,0	165,05	VT2	M2
40.	SZABÓ Peter / 1964 / 121,1 / 51	 Slovakia	167,5	160,84	VT2	M2
41.	BOLLWAHN Jens / 1970 / 94,1 / 21	 Germany	170,0	160,77	VT2	M1
42.	BEZSENYI Sándor / 1948 / 87,0 / 1	 Hungary	110,0	160,08	VT3	M5
43.	KOTORMANN László / 1970 / 72,7 / 19	 Hungary	135,0	157,56	VT3	M1
44.	NGUYEN Tám / 1970 / 82,2 / 88	 Slovakia	150,0	156,82	VT2	M1
45.	JARNETIN Philippe / 1972 / 96,2 / 15	 France	167,5	155,94	VT3	M1
46.	DENIKAEV Roman / 1955 / 100,0 / 81	 Russia	130,0	154,28	VT3	M4
47.	KOTELES László / 1958 / 89,0 / 87	 Hungary	125,0	149,82	VT3	M3
48.	RUNNARSSON Gunnar / 1965 / 111,6 / 79	 Ice Land	155,0	149,49	VT3	M2
49.	JURČIŠIN Stanislav / 1946 / 106,5 / 123	 Slovakia	105,0	146,91	VT3	M6
50.	WAGNER Thomas / 1956 / 80,4 / 38	 Germany	110,0	146,75	VT3	M4
51.	LAZOK Vojtech / 1968 / 105,5 / 74	 Slovakia	155,0	145,15	VT3	M1
52.	HUBAY Ján / 1971 / 119,1 / 117	 Slovakia	165,0	143,44	VT3	M1
53.	DÖME Ondrej / 1955 / 104,6 / 124	 Slovakia	125,0	143,05	VT3	M4
54.	HAINZL Adolf / 1953 / 79,6 / 11	 Austria	100,0	142,70		M4
55.	VÍTEK Jan / 1971 / 136,2 / 63	 Czech Republic	167,5	142,25		M1
56.	MATIĆ Dragan / 1964 / 143,8 / 76	 Serbia	152,5	142,19		M2
57.	KASZA László Ifj / 1972 / 98,8 / 116	 Hungary	152,5	140,15	VT3	M1
58.	DOKTOROVICH Boris / 1950 / 103,5 / 132	 Israel	107,5	136,87	VT3	M5
-.	PÉTER Jozef / 1950 / 124,7 / 133	 Slovakia	0,0	0,00		M5

Hodnocení zemí (dle přepočteného výkonu)

Poř.	Země	Total	R+F/MC	Body
1.	 Hungary	1 236,0	1 372,70	60 [12, 12, 12, 12, 12, 12]
2.	 Slovakia	880,0	1 122,88	60 [12, 12, 12, 12, 12, 12]
3.	 France	865,0	1 110,48	57 [12, 12, 12, 12, 9, 8]
4.	 Israel	608,5	1 070,55	54 [12, 12, 12, 9, 9, 9]
5.	 Germany	975,0	1 041,64	60 [12, 12, 12, 12, 12, 9]
6.	 Serbia	910,5	1 008,56	56 [12, 12, 12, 12, 8, 7]
7.	 Czech Republic	772,5	798,95	50 [12, 12, 9, 9, 8]
8.	 Russia	725,0	771,35	39 [12, 12, 8, 7]
9.	 Latvia	670,0	605,68	30 [12, 9, 9]
10.	 Ireland	365,0	408,95	21 [12, 9]
11.	 Poland	290,0	386,12	24 [12, 12]
12.	 Slovenia	302,5	383,43	31 [12, 12, 7]
13.	 United States of America	345,0	360,38	24 [12, 12]
14.	 Latvia	340,0	356,15	20 [12, 8]
15.	 Finland	298,5	334,53	24 [12, 12]
16.	 Switzerland	168,0	319,18	21 [12, 9]
17.	 Ukraine	295,0	302,16	17 [12, 5]
18.	 Spain	240,0	196,80	8 [8]
19.	 Argentina	220,0	193,86	12 [12]
20.	 Russia	140,0	171,39	12 [12]
21.	 Ice Land	155,0	149,49	8 [8]
22.	 Austria	100,0	142,70	9 [9]

Generated by application PowerLIVE! v2.0.9.4 - <http://www.powerlifter.cz/PowerLIVE.aspx>